














CD 90 230 V / 50 Hz

SELF-CONTAINED GRANULAR ICE MACHINE

FEATURES CARACTERÍSTICAS

- ▶ **PRODUCES DRY GRANULAR ICE**
PRODUCE HIELO GRANULAR SECO
- ▶ **THE MOST EFFICIENT EVAPORATOR OF THE MARKET, LOWER ENERGY CONSUMPTION AND HIGHER ICE PRODUCTION**
EL EVAPORADOR MÁS EFICIENTE DEL MERCADO MENOR GASTO ENERGÉTICO, MAYOR PRODUCCIÓN DE HIELO
- ▶ **EVAPORATOR WITHOUT GASKETS OR SEALS**
EVAPORADOR SIN JUNTAS DE ESTANQUEIDAD NI RETENES
- ▶ **STAINLESS STEEL AUGER WITH RESILIENT COATING TO MAXIMIZE LIFESPAN**
HUSILLO DE ACERO INOXIDABLE CON POSTERIOR TRATAMIENTO SUPERFICIAL PARA AUMENTAR SU VIDA ÚTIL
- ▶ **POWERFUL SPEED REDUCER ON TOP**
POTENTE REDUCTOR DE VELOCIDAD EN LA PARTE SUPERIOR
- ▶ **ELECTROMECHANICAL CONTROL SYSTEM**
SISTEMA ELECTROMECÁNICO DE CONTROL
- ▶ **STIF: STRONG INOX FRAME. SOLID MACHINE STRUCTURE IN 4 COLUMNS WITH AISI 304 STAINLESS STEEL FRAME**
STIF: STRONG INOX FRAME. MÁQUINA CON SÓLIDA ESTRUCTURA DE 4 COLUMNAS Y CARROCERÍA EN ACERO INOXIDABLE AISI 304
- ▶ **STRONGEST DOOR IN THE MARKET. MADE OF STAINLESS STEEL. OPENING AND DAMPING SYSTEM PATENTED BY ITV**
PUERTA MÁS SÓLIDA EN EL MERCADO. HECHA DE ACERO INOXIDABLE. SISTEMA DE APERTURA Y AMORTIGUACIÓN PATENTADO POR ITV
- ▶ **FRONT VENTILATION CONCEPT: FRONTAL IN-OUT AIR SYSTEM ALLOWS 'BUILT IN' MACHINES**
CONCEPTO FRONT VENTILATION: VENTILACIÓN FRONTAL IN-OUT QUE PERMITE LA INSTALACIÓN ENCASTRADA DE LA MÁQUINA
- ▶ **CLEANING SWITCH: ALLOWS CIRCULATION OF WATER WITH DESCALING PRODUCT (CALCLIN OR SIMILAR) WITHOUT COOLING**
BOTÓN DE LIMPIEZA: PERMITE RECIRCULAR EL AGUA CON EL DESINCRUSTANTE (CALCLIN O SIMILAR) SIN REFRIGERACIÓN
- ▶ **EASI: EASY ACCESS FOR SERVICE & INSTALLATION. ALL PANELS CAN BE DISASSEMBLED SEPARATELY**
EASI: EASY ACCESS FOR SERVICE & INSTALLATION. FÁCIL ACCESO A CUALQUIER PUNTO YA QUE TODOS LOS PANELES PUEDEN SER DESMONTADOS DE FORMA INDEPENDIENTE
- ▶ **ON/OFF LIGHTED ROCKER SWITCH IN FRONT PANEL**
INTERRUPTOR LUMINOSO DE FUNCIONAMIENTO ON/OFF EN EL PANEL FRONTAL
- ▶ **TROPICALIZED MACHINES (T CLASS) / HEIGHT ADJUSTABLE LEGS FROM 105MM TO 155MM**
MÁQUINAS TROPICALIZADAS (CLASE T) / PATAS DE ALTURA AJUSTABLE DE 105MM A 155MM
- ▶ **THE INSTALLATION OF AN ANTI-SCALE FILTER AND PERIODIC CLEANING ARE ADVISED IN AREAS WITH MEDIUM OR HIGH LIMESCALE CONTENT (HARD WATER)**
SE ACONSEJA LA INSTALACIÓN DE UN FILTRO ANTICAL Y LIMPIEZA PERIÓDICA EN CASO DE AGUAS CON CONTENIDO EN CAL MEDIO O ALTO (AGUAS DURAS)



| |  24 H |  10°C (Kg) |  10°C (Kg) |  21°C (Kg) |  15°C (Kg) |  STOCK (Kg) |  (mm) |  (mm) |  DRY GRANULAR ICE 20% RESIDUAL WATER CONTENT |
|---------|------------------------------------------------------------------------------------------|--------------------------------------------------------------------------------------------------|--------------------------------------------------------------------------------------------------|--------------------------------------------------------------------------------------------------|--------------------------------------------------------------------------------------------------|---------------------------------------------------------------------------------------------------|-------------------------------------------------------------------------------------------|--------------------------------------------------------------------------------------------|------------------------------------------------------------------------------------------------------------------------------------------------|
| CD 90 A |  | 89 | 88 | 20 | Width 465 | Width 525 | | | |
| CD 90 W |  | 96 | 90 | | Depth 595 | Depth 645 | | | |
| | | | | | Height 784* | Height 920 | | | |

* WITH LEGS 889/939 CON PATAS 889/939

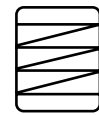
ACCESSORIES ACCESORIOS

INCLUDED



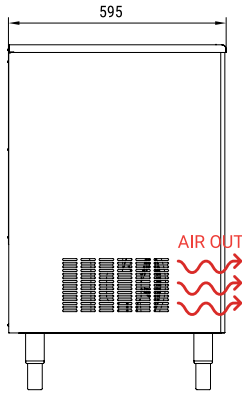
NOT INCLUDED (OPTIONAL)



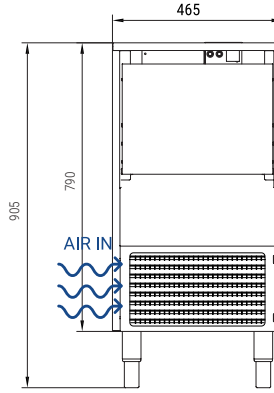


CD 90

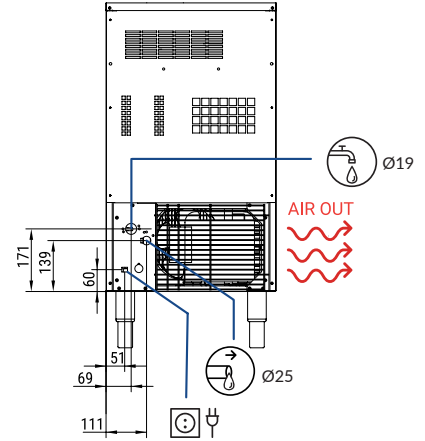
RIGHT SIDE VIEW
VISTA LATERAL DERECHO



FRONTAL VIEW
VISTA FRONTAL



REAR VIEW
VISTA TRASERA



* All measurements in mm.
* Todas las cotas en mm.

OPERATING CONDITIONS CONDICIONES DE OPERACIÓN

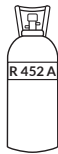
PRODUCTION 50Hz PRODUCCIÓN 50 Hz

±10% V

10°C/43°C

5°C/38°C

1 bar/6 bar



| V | Hz | ph |
|-----|----|----|
| 230 | 50 | 1N |

CD 90 AIR COOLED

| °C °F | 10° 50° | 15° 60° | 21° 70° | 30° 86° |
|-------------|------------|------------|------------|------------|
| | 10° 50° | 89 | 84 | 79 |
| 21° 68° | 84 | 88 | 82 | 68 |
| 32° 90° | 84 | 78 | 74 | 60 |
| 43° 109° | 70 | 65 | 50 | 46 |

CD 90 WATER COOLED

| °C °F | 10° 50° | 15° 60° | 21° 70° | 30° 86° |
|-------------|------------|------------|------------|------------|
| | 10° 50° | 96 | 93 | 88 |
| 21° 68° | 95 | 90 | 91 | 76 |
| 32° 90° | 93 | 79 | 82 | 66 |
| 43° 109° | 77 | 73 | 56 | 51 |

MODELS
MODELOS



Temp. Ev.
(°C)

ASHRAE CONDITIONS
CONDICIONES ASHRAE
(W) (BTu/h)

(W) 43°C

(n.) (mm²)

FUSE

100 Kg
(Kwh)

(l/h)

HEAT REJECTED
(W) (BTu/h)

(Kg)

(Kg) (m³)

| MODEL | Temp. Ev. (°C) | ASHRAE (W) | ASHRAE (BTu/h) | (W) 43°C | (n.) | (mm ²) | FUSE | 100 Kg (Kwh) | (l/h) | HEAT REJECTED (W) | HEAT REJECTED (BTu/h) | (Kg) | (Kg) | (m ³) |
|---------|----------------|------------|----------------|----------|------|--------------------|------|--------------|-------|-------------------|-----------------------|------|------|-------------------|
| CD 90 A | -10° | 741 | 2.529 | 550 | 3 | 1,5 | 10 | 12,7 | 3,9 | 562 | 1.917 | 58 | 63 | 0,31 |
| CD 90 W | -10° | 741 | 2.529 | 520 | 3 | 1,5 | 10 | 12,7 | 29,8 | 562 | 1.917 | 58 | 63 | 0,31 |



ICETECH, S.A.
POL. IND. LA REVA, SECTOR 13, AV. GREMIS, 1
46394 RIBARROJA DE TURIA, VALENCIA, SPAIN
PHONE: +34 961 667 636 FAX: +34 961 668 944
sales@icetechice.com | www.icetechice.com



SERVICE
SERVICIO ASISTENCIA TÉCNICA
sales@icetechice.com
Skype: ICETECH.Service
+34 961 667 639
8:00AM | 7:00PM



Subject to certain limitations and exclusions. Only spare parts.
Sujeto a limitaciones y exclusiones. Solo piezas de repuesto

