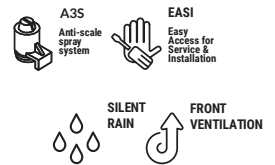













SK 135 L 230 V / 50 Hz

SELF-CONTAINED ICE CUBE MACHINE

FEATURES CARACTERÍSTICAS

- ▶ **PRODUCES SOLID GOURMET CRYSTAL CLEAR ICE CUBES**
PRODUCE CUBITOS GOURMET MACIZOS Y CRISTALINOS
- ▶ **A3S: ANTI-SCALE SPRAY SYSTEM. ITV PATENTED SPRAY SYSTEM WITH FLEXIBLE NOZZLES THAT AVOID LIMESCALE DEPOSITS WITH SMALL VIBRATIONS**
A3S: ANTI-SCALE SPRAY SYSTEM. SISTEMA DE SPRAY ELÁSTICO PATENTADO POR ITV QUE EVITA LOS PEQUEÑOS DEPÓSITOS DE CAL MEDIANTE VIBRACIÓN
- ▶ **FRONT VENTILATION CONCEPT: FRONTAL IN-OUT AIR SYSTEM ALLOWS 'BUILT IN' MACHINES**
CONCEPTO FRONT VENTILATION: VENTILACIÓN FRONTAL IN-OUT QUE PERMITE LA INSTALACIÓN ENCASTRADA DE LA MÁQUINA
- ▶ **"NEVER STOP" MOTOR PUMP DEVELOPED BY ITV. PUMP WITHOUT SEALS, WHICH AVOIDS DETERIORATION IN HARD WATER**
BOMBA "NEVER STOP" DESARROLLADA POR ITV. BOMBA SIN RETENES QUE EVITA SU DETERIORO EN AGUAS DURAS
- ▶ **DOOR-OPENING MOVEMENT DAMPENING SYSTEM TO AVOID ACCIDENTS**
APERTURA DE PUERTA HACIA DENTRO PARA EVITAR ACCIDENTES
- ▶ **ON/OFF LIGHTED ROCKER SWITCH IN FRONT PANEL**
INTERRUPTOR LUMINOSO DE FUNCIONAMIENTO ON/OFF EN EL PANEL FRONTAL
- ▶ **A LIMESTONE FILTER IS ADVISED IF HARD WATER, OVER 30°F HARDNESS.**
SE RECOMIENDA USAR UN FILTRO ANTICAL EN CASO DE AGUAS DURAS, POR ENCIMA DE 30°F DE DUREZA
- ▶ **TROPICALIZED MACHINES (T CLASS)**
MÁQUINAS TROPICALIZADAS (CLASE T)



| |  24 H |  10°C (Kg) |  10°C (Kg) |  21°C (Kg) |  15°C (Kg) |  STOCK (Kg) |  (mm) |  (mm) |  |
|-----------|--|--|--|--|--|---|---|--|---|
| SK 135 LA |  | 123 | 115 | 60 | Width 930 Depth 565 Height 915* | Width 990 Depth 630 Height 1.117 | SK L 36/40cc 38 (Ø) x 38 mm (H) Average dimensions Dimensiones promedio | | |
| SK 135 LW |  | 129 | 121 | | | | | | |

* WITH LEGS 975/1.025 CON PATAS 975/1.025

ACCESSORIES ACCESORIOS

INCLUDED



WATER INLET HOSE
MANGUERA DE ENTRADA DE AGUA



WATER OUTLET HOSE
MANGUERA DE DESAGÜE



4 HEIGHT ADJUSTABLE LEG KIT
KIT 4 PATAS ALTURA REGULABLE



WATER INLET FILTER GASKET
JUNTA DE FILTRO DE ENTRADA DE AGUA



SMALL SCOOP
PALA PEQUEÑA

NOT INCLUDED (OPTIONAL)



ANTI-LIMESCALE FILTER
FILTRO ANTICAL



C4 WATER SOFTENER
DESCALCIFICADOR C4



ANTI-LIMESCALE + XL ANTI-CHLORINE FILTER CS111
FILTRO ANTICAL + ANTICLORO XL CS111



CALKLIN 50 CLEANER
PRODUCTO ANTICAL

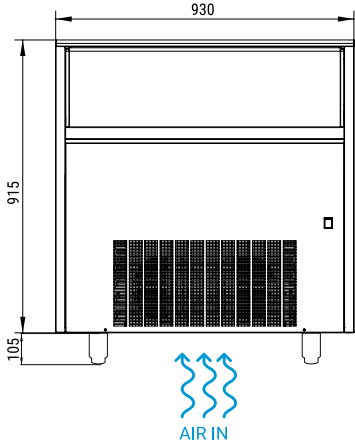


PARTICLE FILTER
FILTRO ANTIPARTÍCULAS


TECHNICAL SCHEME ESQUEMA TÉCNICO

SK 135 L

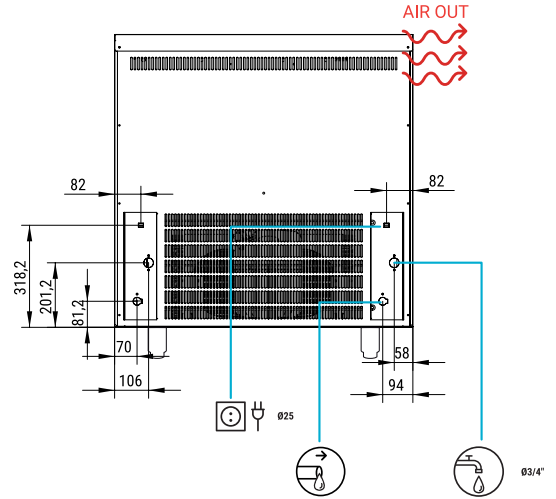
RIGHT SIDE VIEW
VISTA LATERAL DERECHA



FRONTAL VIEW
VISTA FRONTAL



REAR VIEW
VISTA TRASERA



* All measurements in mm.
* Todas las cotas en mm.

OPERATING CONDITIONS CONDICIONES DE OPERACIÓN

PRODUCTION 50Hz PRODUCCIÓN 50 Hz

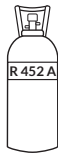
±10% V

5°C/43°C

5°C/35°C

1 bar/6 bar

72 Ice cubes/cycle



| V | Hz | ph |
|-----|----|----|
| 230 | 50 | 1N |

SK 135 L AIR COOLED

| | °C | | | |
|------|-----|-----|-----|-----|
| | 10° | 15° | 21° | 30° |
| °F | 50° | 60° | 70° | 86° |
| 10° | 123 | 119 | 116 | 101 |
| 50° | | | | |
| 21° | 121 | 115 | 107 | 93 |
| 68° | | | | |
| 32° | 111 | 103 | 91 | 76 |
| 90° | | | | |
| 43° | 88 | 81 | 70 | 60 |
| 109° | | | | |

SK 135 L WATER COOLED

| | °C | | | |
|------|-----|-----|-----|-----|
| | 10° | 15° | 21° | 30° |
| °F | 50° | 60° | 70° | 86° |
| 10° | 129 | 125 | 122 | 106 |
| 50° | | | | |
| 21° | 127 | 121 | 113 | 98 |
| 68° | | | | |
| 32° | 117 | 108 | 96 | 80 |
| 90° | | | | |
| 43° | 93 | 85 | 74 | 63 |
| 109° | | | | |

MODELS MODELOS

| | +c° -c° | ASHRAE CONDITIONS CONDICIONES ASHRAE (W) (BTu/h) | (W) 43°C | (n.) (mm ²) | FUSE | 100 Kg (Kwh) | (l/h) | HEAT REJECTED (W) (BTu/h) | (Kg) | (Kg) | (m ³) |
|------------|------------|--|----------|-------------------------|------|-----------------|-------|------------------------------|------|------|-------------------|
| SK 135 L A | | 919 3.137 | 1.350 | 3 1.5 | 10 | 29 | 10 | - - | 102 | 109 | 0,74 |
| SK 135 L W | | 919 3.137 | 1.350 | 3 1.5 | 10 | 27 | 76 | - - | 102 | 109 | 0,74 |

0000_ict/emes_24/A/20



ICETECH, S.A.
POL. IND. LA REVA, SECTOR 13, AV. GREMIS, 1
46394 RIBARROJA DE TURIA, VALENCIA, SPAIN
PHONE: +34 961 667 636 | FAX: +34 961 668 944
sales@icetechice.com | www.icetechice.com



SERVICE
SERVICIO ASISTENCIA TÉCNICA
sales@icetechice.com
Skype: ICETECH.Service
+34 961 667 639
8:00AM | 7:00PM



Subject to certain limitations
and exclusions. Only spare parts.
Sujeto a limitaciones y exclusiones.
Solo piezas de repuesto.



SPRAY SYSTEM
SISTEMA DE DUCHAS