

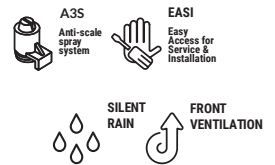
SK 135 M










230 V / 50 Hz

SELF-CONTAINED ICE CUBE MACHINE

FEATURES CARACTERÍSTICAS

- ▶ **PRODUCES SOLID GOURMET CRYSTAL CLEAR ICE CUBES**
PRODUCE CUBITOS GOURMET MACIZOS Y CRISTALINOS
- ▶ **A3S: ANTI-SCALE SPRAY SYSTEM. ITV PATENTED SPRAY SYSTEM WITH FLEXIBLE NOZZLES THAT AVOID LIMESCALE DEPOSITS WITH SMALL VIBRATIONS**
A3S: ANTI-SCALE SPRAY SYSTEM. SISTEMA DE SPRAY ELÁSTICO PATENTADO POR ITV QUE EVITA LOS PEQUEÑOS DEPÓSITOS DE CAL MEDIANTE VIBRACIÓN
- ▶ **FRONT VENTILATION CONCEPT: FRONTAL IN-OUT AIR SYSTEM ALLOWS 'BUILT IN' MACHINES**
CONCEPTO FRONT VENTILATION: VENTILACIÓN FRONTAL IN-OUT QUE PERMITE LA INSTALACIÓN ENCASTRADA DE LA MÁQUINA
- ▶ **"NEVER STOP" MOTOR PUMP DEVELOPED BY ITV. PUMP WITHOUT SEALS, WHICH AVOIDS DETERIORATION IN HARD WATER**
BOMBA "NEVER STOP" DESARROLLADA POR ITV. BOMBA SIN RETENES QUE EVITA SU DETERIORO EN AGUAS DURAS
- ▶ **DOOR-OPENING MOVEMENT DAMPENING SYSTEM TO AVOID ACCIDENTS**
APERTURA DE PUERTA HACIA DENTRO PARA EVITAR ACCIDENTES
- ▶ **ON/OFF LIGHTED ROCKER SWITCH IN FRONT PANEL**
INTERRUPTOR LUMINOSO DE FUNCIONAMIENTO ON/OFF EN EL PANEL FRONTAL
- ▶ **A LIMESTONE FILTER IS ADVISED IF HARD WATER, OVER 30°F HARDNESS.**
SE RECOMIENDA USAR UN FILTRO ANTICAL EN CASO DE AGUAS DURAS, POR ENCIMA DE 30°F DE DUREZA
- ▶ **TROPICALIZED MACHINES (T CLASS)**
MÁQUINAS TROPICALIZADAS (CLASE T)



	 24 H	 10°C (Kg)	 15°C (Kg)	 STOCK (Kg)	 (mm)	 (mm)	
SK 135 MA		119	111	60	Width 930 Depth 565 Height 915*	Width 990 Depth 630 Height 1.117	SK M 23/30cc 35 (Ø) x 35 mm (H) Average dimensions Dimensiones promedio
SK 135 MW		125	117				

* WITH LEGS 855/905 CON PATAS 855/905

ACCESSORIES ACCESORIOS

INCLUDED



WATER INLET HOSE
MANGUERA DE ENTRADA DE AGUA



WATER OUTLET HOSE
MANGUERA DE DESAGÜE



4 LEG KIT
KIT 4 PATAS



WATER INLET FILTER GASKET
JUNTA DE FILTRO DE ENTRADA DE AGUA



SMALL SCOOP
PALA PEQUEÑA

NOT INCLUDED (OPTIONAL)



ANTI-LIMESCALE FILTER
FILTRO ANTICAL



C4 WATER SOFTENER
DESCALCIFICADOR C4



ANTI-LIMESCALE + ANTI-CHLORINE FILTER CS101
FILTRO ANTICAL + ANTICLORO CS101



CALKLIN 50 CLEANER
PRODUCTO ANTICAL



PARTICLE FILTER
FILTRO ANTIPARTÍCULAS

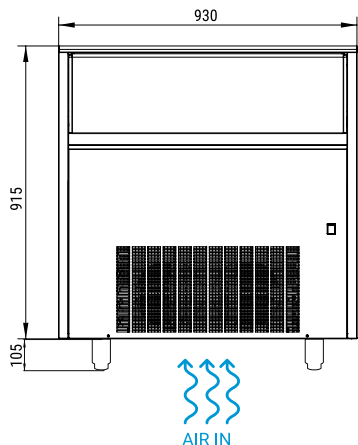


ANTI-CHLORINE FILTER
FILTRO ANTICLORO


TECHNICAL SCHEME ESQUEMA TÉCNICO

SK 135 M

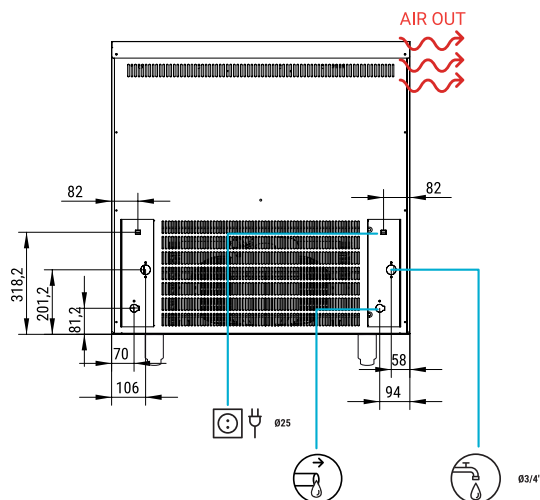
RIGHT SIDE VIEW
VISTA LATERAL DERECHA



FRONTAL VIEW
VISTA FRONTAL



REAR VIEW
VISTA TRASERA



* All measurements in mm.
* Todas las cotas en mm.

OPERATING CONDITIONS CONDICIONES DE OPERACIÓN

PRODUCTION 50Hz PRODUCCIÓN 50 Hz

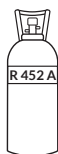
±10% V

5°C/43°C

5°C/35°C

1 bar/6 bar

72 Ice cubes/cycle



V	Hz	ph
230	50	1N

SK 135 M AIR COOLED

	°C			
	10°	15°	21°	30°
°F	50°	60°	70°	86°
10°	119	115	112	97
50°				
21°	117	111	103	89
68°				
32°	107	99	87	72
90°				
43°	84	77	66	56
109°				

SK 135 M WATER COOLED

	°C			
	10°	15°	21°	30°
°F	50°	60°	70°	86°
10°	125	121	118	102
50°				
21°	123	117	108	93
68°				
32°	112	104	91	75
90°				
43°	88	81	69	59
109°				

MODELS MODELOS



ASHRAE CONDITIONS
CONDICIONES ASHRAE
(W) (BTu/h)



SK 135 M A



919 3.137 1.350 3 1.5 10 29 10 - - 102 109 0,74

SK 135 M W



919 3.137 1.350 3 1.5 10 27 76 - - 102 109 0,74



ICETECH, S.A.
POL. IND. LA REVA, SECTOR 13, AV. GREMIS, 1
46394 RIBARROJA DE TURIA, VALENCIA, SPAIN
PHONE: +34 961 667 636 | FAX: +34 961 668 944
sales@icetechice.com | www.icetechice.com



SERVICE
SERVICIO ASISTENCIA TÉCNICA
sales@icetechice.com
Skype: ICETECH.Service
+34 961 667 639
8:00AM | 7:00PM



Subject to certain limitations
and exclusions. Only spare parts.
Sujeto a limitaciones y exclusiones.
Solo piezas de repuesto.



SPRAY SYSTEM
SISTEMA DE DUCHAS