

SS 75 M R290

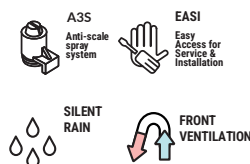
230 V / 50 Hz













SELF-CONTAINED ICE CUBE MACHINE



FEATURES CARATTERISTICHE

- ▶ **PRODUCES SOLID GOURMET CRYSTAL CLEAR ICE CUBES.**
PRODUCE CUBETTI GOURMET PIENI E CRISTALLINI.
- ELECTRONIC CONTROL THAT ENHANCES THE PERFORMANCE OF THE MACHINE AND ALLOWS IT TO ADAPT TO EXTREME CLIMATES.**
- ▶ **CONTROL ELECTRÓNICO QUE MEJORA EL FUNCIONAMIENTO DE LA MÁQUINA Y LE PERMITE ADAPTARSE A CLIMAS EXTREMOS.**
- A3S: ANTI-SCALE SPRAY SYSTEM. THE ITV PATENTED SPRAY SYSTEM WITH FLEXIBLE NOZZLES AVOIDS LIMESCALE DEPOSITS WITH SMALL VIBRATIONS.**
- ▶ **A3S: SISTEMA SPRAY ANTINCROSTAZIONI BREVETTATO DA ITV CHE EVITA I PICCOLI DEPOSITI DI CALCARE MEDIANTE VIBRAZIONE.**
- SMART FRONT VENTILATION SYSTEM (SFVS) ALLOWS BUILT-IN INSTALLATION OF THE UNIT.**
- ▶ **CONCETTO FRONT VENTILATION: VENTILAZIONE FRONTALE IN-OUT CHE PERMETTE DI INCASSARE LA MACCHINA.**
- "NEVER STOP" MOTOR PUMP DEVELOPED BY ITV. ITS DESIGN WITHOUT SEALS PREVENTS FROM DETERIORATION IN HARD WATER**
- ▶ **POMPA "NEVER STOP" IDEATA DA ITV. POMPA SENZA GUARNIZIONI CHE EVITA IL DETERIORAMENTO IN ACQUE DURE.**
- ON/OFF LIGHTED ROCKER SWITCH / NEW PCB MOUNTED AT THE BOTTOM.**
- ▶ **SPIA LUMINOSA DI FUNZIONAMENTO ON/OFF/ NUEVA PLACA ELECTRÓNICA MONTADA EN LA PARTE INFERIOR.**
- AISI 304 STAINLESS STEEL BODY.**
- ▶ **STRUTTURA IN ACCIAIO INOSSIDABILE AISI 304.**
- THE DISAPPEARING DOOR REDUCES THE FOOTPRINT OF THE MACHINE AND AVOIDS ACCIDENTS.**
- ▶ **APERTURA DELLA PORTA VERSO L'INTERNO PER EVITARE INCIDENTI.**
- TROPICALIZED MACHINES (T CLASS) / HEIGHT ADJUSTABLE LEGS FROM 105MM TO 155MM.**
- ▶ **MACCHINE TROPICALIZZATE (CLASSE T) / PIEDINI CON ALTEZZA REGOLABILE DA 105MM A 155MM.**
- NATURAL GAS R290 WITH VERY LOW GLOBAL WARMING POTENTIAL WHICH ALSO REDUCES THE ENERGY CONSUMPTION.**
- ▶ **GAS NATURALE R290 CON INDICE GWP MOLTO BASSO CHE RIDUCE ANCHE IL CONSUMO ENERGETICO.**
- AN ANTI-LIMESCALE FILTER IS ADVISED IN HARD WATER AREAS (WATER HARDNESS OVER 30 °fH).**
- ▶ **SI RACCOMANDA DI USARE UN FILTRO ANTICALCARE IN CASO DI ACQUE DURE, AL DI SOPRA DEI 30°F DI DUREZZA.**



	 24 H	 10°C (Kg)	 10°C (Kg)	 21°C (Kg)	 15°C (Kg)	 STOCK (Kg)	 (mm)	 (mm)	
SS 75 M A		60	58	30	Width 515	Width 585		SS M 22 Gr	35 (Ø) x 35 mm (H) Average dimensions Dimensioni medie
SS 75 M W		64	65		Depth 645	Depth 700			
					Height 835*	Height 965			

* WITH LEGS 940/990 CON PIEDINI 940/990

ACCESSORIES ACCESSORI

INCLOSIO



WATER INLET HOSE
TUBO INGRESSO DELL'ACQUA



WATER OUTLET HOSE
TUBO PER DRENAGGIO



4 HEIGHT ADJUSTABLE LEG
4 PATAS ALTURA REGULABLE



SMALL SCOOP
PALA PICCOLA



WATER INLET FILTER GASKET
GIUNTA DEL FILTRO DI INGRESSO DELL'ACQUA

NON INCLUSO (OPTIONAL)



ANTI-LIMESCALE FILTER
FILTRO ANTICALCARE



C4 WATER SOFTENER
DECALCIFICATORE C4



ANTI-LIMESCALE + ANTI-CHLORINE FILTER
CS101
FILTRO ANTICALCARE + ANTICLORO CS101



CALKLIN 200gr
PRODOTTO ANTICALCARE 200gr




PARTICLE FILTER
FILTRO ANTIPARTICOLATO



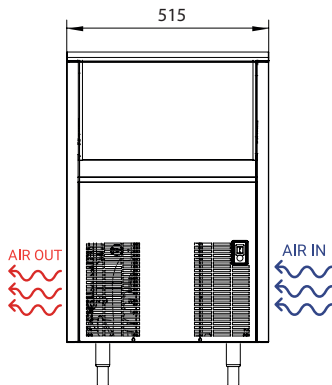
ANTI-CHLORINE FILTER
FILTRO ANTICLORO



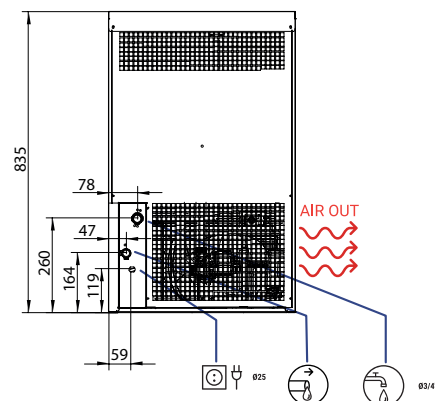
RIGHT SIDE VIEW
VISTA LATERALE DESTRA



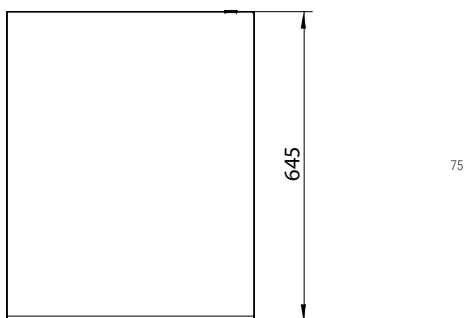
FRONTAL VIEW
VISTA FRONTALE



REAR VIEW
VISTA POSTERIORE



TOP VIEW
VISTA SUPERIORE



* All measurements in mm.
* Tutte le misure in mm.

OPERATING CONDITIONS CONDIZIONI PER IL FUNZIONAMENTO

PRODUCTION 50Hz PRODUZIONE 50 Hz

±10% V

5°C/43°C

5°C/35°C

1 bar/6 bar

36 Ice cubes/cycle



V	Hz	ph
230	50	1N

SS 75 M AIR COOLED

°C °F	10° 50°	15° 60°	21° 70°	30° 86°
	10° 50°	60	59	55
21° 68°	62	58	54	48
32° 90°	56	53	49	42
43° 109°	45	40	35	28

SS 75 M WATER COOLED

°C °F	10° 50°	15° 60°	21° 70°	30° 86°
	10° 50°	64	62	58
21° 68°	62	65	56	50
32° 90°	60	58	54	48
43° 109°	55	53	49	43

MODELS MODELLI



SS 75 M A



1.266 4.322 484 3 1,5 10 14,6 7,1 953 3.253 54 58 0,40

SS 75 M W



1.266 4.322 380 3 1,5 10 13.7 32 953 3.253 54 58 0,40



ICETECH, S.A.
POL. IND. LA REVA, SECTOR 13, AV. GREMIS, 1
46394 RIBARROJA DE TURIA, VALENCIA, SPAIN
PHONE: +34 961 667 636 FAX: +34 961 668 944
sales@icetechice.com | www.icetechice.com



SERVICE
SERVIZIO ASSISTENZA TECNICA
sales@icetechice.com
Skype: ICETECH.Service
+34 961 667 639
8:00AM | 7:00PM



Subject to certain limitations
and exclusions. Only spare parts.
Soggetta a limitazioni e revoca.
Solo parti di ricambio.



9001
14001

