

# SS 95 M

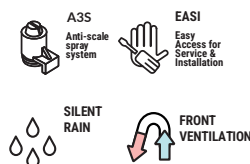
230 V / 50 Hz













## SELF-CONTAINED ICE CUBE MACHINE



### FEATURES CARATTERISTICHE

- ▶ **PRODUCES SOLID GOURMET CRYSTAL CLEAR ICE CUBES.**  
PRODUCE CUBETTI GOURMET PIENI E CRISTALLINI.
- ELECTRONIC CONTROL THAT ENHANCES THE PERFORMANCE OF THE MACHINE AND ALLOWS IT TO ADAPT TO EXTREME CLIMATES.**
- ▶ **CONTROL ELECTRÓNICO QUE MEJORA EL FUNCIONAMIENTO DE LA MÁQUINA Y LE PERMITE ADAPTARSE A CLIMAS EXTREMOS.**
- A3S: ANTI-SCALE SPRAY SYSTEM. THE ITV PATENTED SPRAY SYSTEM WITH FLEXIBLE NOZZLES AVOIDS LIMESCALE DEPOSITS WITH SMALL VIBRATIONS.**
- ▶ **A3S: SISTEMA SPRAY ANTINCROSTAZIONI BREVETTATO DA ITV CHE EVITA I PICCOLI DEPOSITI DI CALCARE MEDIANTE VIBRAZIONE.**
- SMART FRONT VENTILATION SYSTEM (SFVS) ALLOWS BUILT-IN INSTALLATION OF THE UNIT.**
- ▶ **CONCETTO FRONT VENTILATION: VENTILAZIONE FRONTALE IN-OUT CHE PERMETTE DI INCASSARE LA MACCHINA.**
- "NEVER STOP" MOTOR PUMP DEVELOPED BY ITV. ITS DESIGN WITHOUT SEALS PREVENTS FROM DETERIORATION IN HARD WATER**
- ▶ **POMPA "NEVER STOP" IDEATA DA ITV. POMPA SENZA GUARNIZIONI CHE EVITA IL DETERIORAMENTO IN ACQUE DURE.**
- ON/OFF LIGHTED ROCKER SWITCH / NEW PCB MOUNTED AT THE BOTTOM.**
- ▶ **SPIA LUMINOSA DI FUNZIONAMENTO ON/OFF/ NUEVA PLACA ELECTRÓNICA MONTADA EN LA PARTE INFERIOR.**
- AISI 304 STAINLESS STEEL BODY.**
- ▶ **STRUTTURA IN ACCIAIO INOSSIDABILE AISI 304.**
- THE DISAPPEARING DOOR REDUCES THE FOOTPRINT OF THE MACHINE AND AVOIDS ACCIDENTS.**
- ▶ **APERTURA DELLA PORTA VERSO L'INTERNO PER EVITARE INCIDENTI.**
- TROPICALIZED MACHINES (T CLASS) / HEIGHT ADJUSTABLE LEGS FROM 105MM TO 155MM.**
- ▶ **MACCHINE TROPICALIZZATE (CLASSE T) / PIEDINI CON ALTEZZA REGOLABILE DA 105MM A 155MM.**
- NATURAL GAS R290 WITH VERY LOW GLOBAL WARMING POTENTIAL WHICH ALSO REDUCES THE ENERGY CONSUMPTION.**
- ▶ **GAS NATURALE R290 CON INDICE GWP MOLTO BASSO CHE RIDUCE ANCHE IL CONSUMO ENERGETICO.**
- AN ANTI-LIMESCALE FILTER IS ADVISED IN HARD WATER AREAS (WATER HARDNESS OVER 30 °fH).**
- ▶ **SI RACCOMANDA DI USARE UN FILTRO ANTICALCARE IN CASO DI ACQUE DURE, AL DI SOPRA DEI 30°F DI DUREZZA.**



	 24 H	 10°C (Kg)	 10°C (Kg)	 21°C (Kg)	 15°C (Kg)	 STOCK (Kg)	 (mm)	 (mm)	
SS 95 M A		85	79	40	Width 645	Width 720		SS M 22 Gr 35 (Ø) x 35 mm (H) Average dimensions Dimensioni medie	
SS 95 M W		87	81		Depth 640	Depth 710			
					Height 865*	Height 1.000			

\* WITH LEGS 970/1.020 CON PIEDINI 970/1.020

### ACCESSORIES ACCESSORI

#### INCLOSIO




#### NON INCLUSO (OPTIONAL)

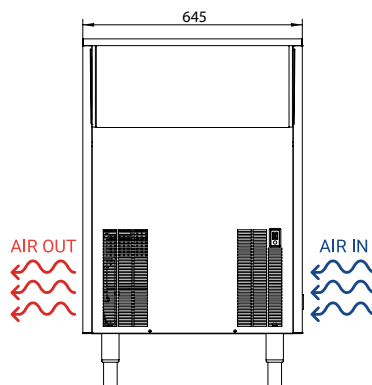




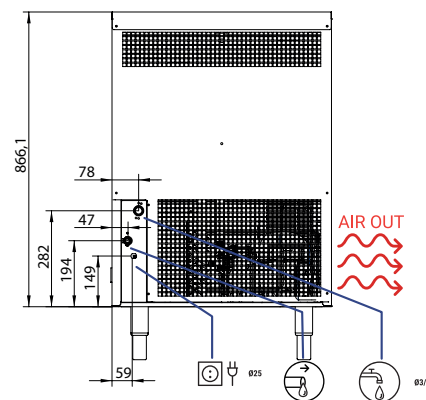
**RIGHT SIDE VIEW**  
VISTA LATERALE DESTRA




**FRONTAL VIEW**  
VISTA FRONTALE



**REAR VIEW**  
VISTA POSTERIORE



**TOP VIEW**  
VISTA SUPERIORE



\* All measurements in mm.  
\* Tutte le misure in mm.

## OPERATING CONDITIONS CONDIZIONI PER IL FUNZIONAMENTO

PRODUCTION 50Hz PRODUZIONE 50 Hz

±10% V

5°C/43°C

5°C/35°C

1 bar/6 bar

48 Ice cubes/cycle



V	Hz	ph
230	50	1N

**SS 95 M AIR COOLED**

°C °F	10° 50°	15° 60°	21° 70°	30° 86°
	10°	85	82	77
50°	82	79	75	70
21° 68°	77	73	66	60
32° 90°	67	62	54	50
43° 109°				

**SS 95 M WATER COOLED**

°C °F	10° 50°	15° 60°	21° 70°	30° 86°
	10°	87	84	80
50°	83	81	77	72
21° 68°	78	75	72	66
32° 90°	72	70	66	59
43° 109°				

### MODELS MODELLI



Model	ASHRAE	(W)	(BTU/h)	(W) 43°C	(n.)	(mm²)	FUSE	(Kg)	(l/h)	(W)	(BTU/h)	(Kg)	(Kg)	(m³)
SS 95 M A		1.967	6.715	752	3	1,5	10	17	10,1	1.344	4.588	62	66	0,51
SS 95 M W		1.967	6.715	828	3	1,5	10	15,8	45,1	1.344	4.588	62	66	0,51



ICETECH, S.A.  
POL. IND. LA REVA, SECTOR 13, AV. GREMIS, 1  
46394 RIBARROJA DE TURIA, VALENCIA, SPAIN  
PHONE: +34 961 667 636 FAX: +34 961 668 944  
sales@icetechice.com | www.icetechice.com



SERVICE  
SERVIZIO ASSISTENZA TECNICA  
sales@icetechice.com  
Skype: ICETECH.Service  
+34 961 667 639  
8:00AM | 7:00PM



Subject to certain limitations  
and exclusions. Only spare parts.  
Soggetta a limitazioni e revoca.  
Solo parti di ricambio.



9001  
14001

