

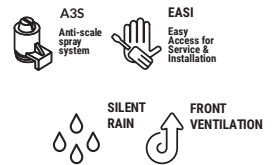














SS 45 L 230 V / 50 Hz

SELF-CONTAINED ICE CUBE MACHINE

FEATURES CARACTERÍSTICAS

- ▶ **PRODUCES SOLID GOURMET CRYSTAL CLEAR ICE CUBES**
PRODUCE CUBITOS GOURMET MACIZOS Y CRISTALINOS
- ▶ **A3S: ANTI-SCALE SPRAY SYSTEM. ITV PATENTED SPRAY SYSTEM WITH FLEXIBLE NOZZLES THAT AVOID LIMESCALE DEPOSITS WITH SMALL VIBRATIONS**
A3S: ANTI-SCALE SPRAY SYSTEM. SISTEMA DE SPRAY ELÁSTICO PATENTADO POR ITV QUE EVITA LOS PEQUEÑOS DEPÓSITOS DE CAL MEDIANTE VIBRACIÓN
- ▶ **FRONT VENTILATION CONCEPT: FRONTAL IN-OUT AIR SYSTEM ALLOWS 'BUILT IN' MACHINES**
CONCEPTO FRONT VENTILATION: VENTILACIÓN FRONTAL IN-OUT QUE PERMITE LA INSTALACIÓN ENCASTRADA DE LA MÁQUINA
- ▶ **"NEVER STOP" MOTOR PUMP DEVELOPED BY ITV. PUMP WITHOUT SEALS, WHICH AVOIDS DETERIORATION IN HARD WATER**
BOMBA "NEVER STOP" DESARROLLADA POR ITV. BOMBA SIN RETENES QUE EVITA SU DETERIORO EN AGUAS DURAS
- ▶ **DOOR-OPENING MOVEMENT DAMPENING SYSTEM TO AVOID ACCIDENTS**
APERTURA DE PUERTA HACIA DENTRO PARA EVITAR ACCIDENTES
- ▶ **ON/OFF LIGHTED ROCKER SWITCH IN FRONT PANEL**
INTERRUPTOR LUMINOSO DE FUNCIONAMIENTO ON/OFF EN EL PANEL FRONTAL
- ▶ **AISI 304 STAINLESS STEEL FRAME**
CARROCERÍA EN ACERO INOXIDABLE AISI 304
- ▶ **A LIMESTONE FILTER IS ADVISED IF HARD WATER, OVER 30°F HARDNESS.**
SE RECOMIENDA USAR UN FILTRO ANTICAL EN CASO DE AGUAS DURAS, POR ENCIMA DE 30°F DE DUREZA
- ▶ **TROPICALIZED MACHINES (T CLASS)**
MÁQUINAS TROPICALIZADAS (CLASE T)



	 24 H	 10°C (Kg)	 10°C (Kg)	 21°C (Kg)	 15°C (Kg)	 STOCK (Kg)	 (mm)	 (mm)	
SS 45 LA		46	42	15	Width 435	Width 500		SS L 36/40cc 38 (Ø) x 38 mm (H) Average dimensions Dimensiones promedio	
SS 45 LW		48	44		Depth 605	Depth 650			
					Height 695*	Height 830			

* WITH LEGS 800/850 CON PATAS 800/850

ACCESSORIES ACCESORIOS

INCLUDED



WATER INLET HOSE
MANGUERA DE ENTRADA DE AGUA



WATER OUTLET HOSE
MANGUERA DE DESAGÜE



4 LEG KIT
KIT 4 PATAS



WATER INLET FILTER GASKET
JUNTA DE FILTRO DE ENTRADA DE AGUA



SMALL SCOOP
PALA PEQUEÑA

NOT INCLUDED (OPTIONAL)



ANTI-LIMESCALE FILTER
FILTRO ANTICAL



C4 WATER SOFTENER
DESCALCIFICADOR C4



ANTI-LIMESCALE + ANTI-CHLORINE FILTER CS101
FILTRO ANTICAL + ANTICLORO CS101



CALKLIN 50 CLEANER
PRODUCTO ANTICAL

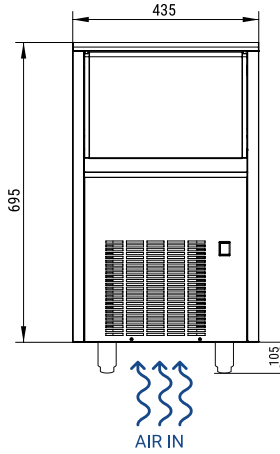


PARTICLE FILTER
FILTRO ANTIPARTÍCULAS




ANTI-CHLORINE FILTER
FILTRO ANTICLORO

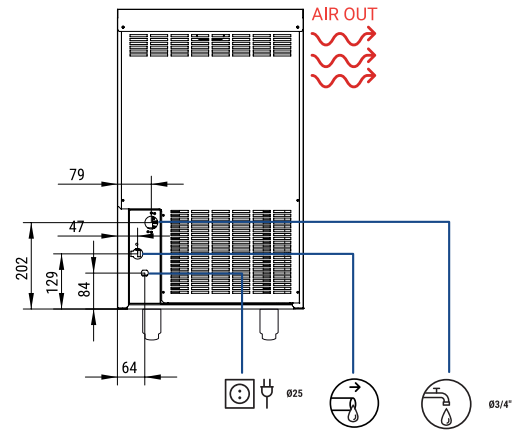
RIGHT SIDE VIEW
VISTA LATERAL DERECHA



FRONTAL VIEW
VISTA FRONTAL



REAR VIEW
VISTA TRASERA



* All measurements in mm.
* Todas las cotas en mm.

OPERATING CONDITIONS CONDICIONES DE OPERACIÓN

PRODUCTION 50Hz PRODUCCIÓN 50 Hz

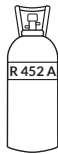
±10% V

5°C/43°C

5°C/35°C

1 bar/6 bar

24 Ice cubes/cycle



V	Hz	ph
230	50	1N

SS 45 L AIR COOLED

°C °F	10° 50°	15° 60°	21° 70°	30° 86°
	10° 50°	46	43	40
21° 68°	44	42	39	33
32° 90°	40	38	36	29
43° 109°	34	29	27	21

SS 45 L WATER COOLED

°C °F	10° 50°	15° 60°	21° 70°	30° 86°
	10° 50°	48	45	42
21° 68°	46	44	41	35
32° 90°	42	40	38	30
43° 109°	36	30	28	22

MODELS
MODELOS



(m³)

SS 45 L A		450	1.536	410	3	1,5	10	23	5	-	-	44	48	0,29
SS 45 L W		450	1.536	410	3	1,5	10	23	42	-	-	44	48	0,29

