

SS 45 M












230 V / 50 Hz

SELF-CONTAINED ICE CUBE MACHINE

FEATURES CARACTERÍSTICAS

- ▶ **PRODUCES SOLID GOURMET CRYSTAL CLEAR ICE CUBES**
PRODUCE CUBITOS GOURMET MACIZOS Y CRISTALINOS
- A3S: ANTI-SCALE SPRAY SYSTEM. ITV PATENTED SPRAY SYSTEM WITH FLEXIBLE NOZZLES THAT AVOID LIMESCALE DEPOSITS WITH SMALL VIBRATIONS
- ▶ **A3S: ANTI-SCALE SPRAY SYSTEM. SISTEMA DE SPRAY ELÁSTICO PATENTADO POR ITV QUE EVITA LOS PEQUEÑOS DEPÓSITOS DE CAL MEDIANTE VIBRACIÓN**
- ▶ **FRONT VENTILATION CONCEPT: FRONTAL IN-OUT AIR SYSTEM ALLOWS 'BUILT IN' MACHINES**
CONCEPTO FRONT VENTILATION: VENTILACIÓN FRONTAL IN-OUT QUE PERMITE LA INSTALACIÓN ENCASTRADA DE LA MÁQUINA
- "NEVER STOP" MOTOR PUMP DEVELOPED BY ITV. PUMP WITHOUT SEALS, WHICH AVOIDS DETERIORATION IN HARD WATER
- ▶ **BOMBA "NEVER STOP" DESARROLLADA POR ITV. BOMBA SIN RETENES QUE EVITA SU DETERIORO EN AGUAS DURAS**
- ▶ **DOOR-OPENING MOVEMENT DAMPENING SYSTEM TO AVOID ACCIDENTS**
APERTURA DE PUERTA HACIA DENTRO PARA EVITAR ACCIDENTES
- ▶ **ON/OFF LIGHTED ROCKER SWITCH IN FRONT PANEL**
INTERRUPTOR LUMINOSO DE FUNCIONAMIENTO ON/OFF EN EL PANEL FRONTAL
- ▶ **AISI 304 STAINLESS STEEL FRAME**
CARROCERÍA EN ACERO INOXIDABLE AISI 304
- ▶ **A LIMESTONE FILTER IS ADVISED IF HARD WATER, OVER 30°F HARDNESS.**
SE RECOMIENDA USAR UN FILTRO ANTICAL EN CASO DE AGUAS DURAS, POR ENCIMA DE 30°F DE DUREZA
- ▶ **TROPICALIZED MACHINES (T CLASS)**
MÁQUINAS TROPICALIZADAS (CLASE T)



	 24 H	 10°C (Kg)	 10°C (Kg)	 21°C (Kg)	 15°C (Kg)	 STOCK (Kg)	 (mm)	 (mm)	
SS 45 M A		45	41	15	Width 435 Depth 605 Height 695*	Width 500 Depth 650 Height 830	Average dimensions Dimensiones promedio	SS M 23/30cc 35 (Ø) x 35 mm (H)	
SS 45 M W		47	43						

* WITH LEGS 855/905 CON PATAS 855/905

ACCESSORIES ACCESORIOS

INCLUDED



WATER INLET HOSE
MANGUERA DE ENTRADA DE AGUA



WATER OUTLET HOSE
MANGUERA DE DESAGÜE



4 LEG KIT
KIT 4 PATAS



WATER INLET FILTER GASKET
JUNTA DE FILTRO DE ENTRADA DE AGUA



SMALL SCOOP
PALA PEQUEÑA

NOT INCLUDED (OPTIONAL)



ANTI-LIMESCALE FILTER
FILTRO ANTICAL



C4 WATER SOFTENER
DESCALCIFICADOR C4



ANTI-LIMESCALE + ANTI-CHLORINE FILTER CS101
FILTRO ANTICAL + ANTICLORO CS101



CALKLIN 50 CLEANER
PRODUCTO ANTICAL



PARTICLE FILTER
FILTRO ANTIPARTÍCULAS

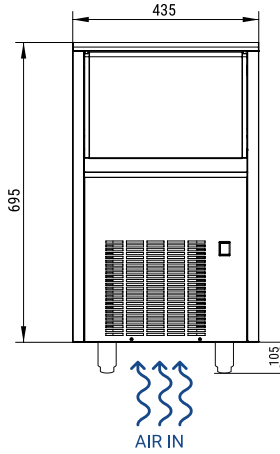


ANTI-CHLORINE FILTER
FILTRO ANTICLORO

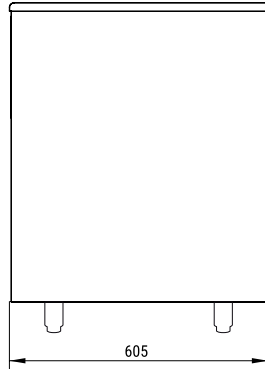
TECHNICAL SCHEME ESQUEMA TÉCNICO

SS 45 M

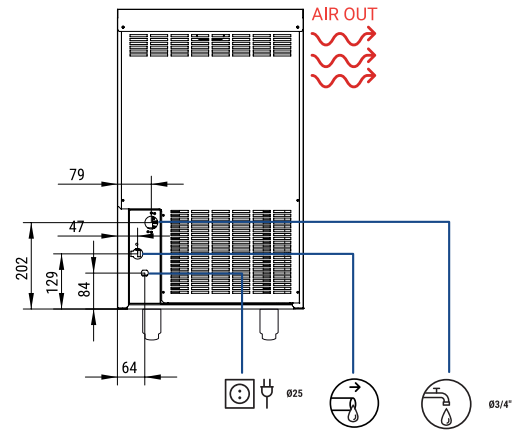
RIGHT SIDE VIEW
VISTA LATERAL DERECHA



FRONTAL VIEW
VISTA FRONTAL



REAR VIEW
VISTA TRASERA



* All measurements in mm.
* Todas las cotas en mm.

OPERATING CONDITIONS CONDICIONES DE OPERACIÓN

PRODUCTION 50Hz PRODUCCIÓN 50 Hz

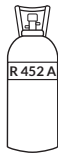
±10% V

5°C/43°C

5°C/35°C

1 bar/6 bar

24 Ice cubes/cycle



V	Hz	ph
230	50	1N



SS 45 M AIR COOLED

°C °F	10° 50°	15° 60°	21° 70°	30° 86°
	10° 50°	45	42	39
21° 68°	43	41	38	32
32° 90°	39	37	35	28
43° 109°	33	28	26	20



SS 45 M WATER COOLED

°C °F	10° 50°	15° 60°	21° 70°	30° 86°
	10° 50°	47	44	40
21° 68°	45	43	39	33
32° 90°	40	38	36	29
43° 109°	34	29	27	21

MODELS
MODELOS



ASHRAE CONDITIONS
CONDICIONES ASHRAE
(W) (BTu/h)



(W) 43°C



(n.) (mm²)



FUSE



100 Kg
(Kwh)



(l/h)



HEAT REJECTED
(W) (BTu/h)



(Kg)



(Kg)

(m³)

SS 45 M A



450 1.536

410

3 1,5

10

23

5

- -

44

48

0,29

SS 45 M W



450 1.536

410

3 1,5

10

23

42

- -

44

48

0,29



ICETECH, S.A.
POL. IND. LA REVA, SECTOR 13, AV. GREMIS, 1
46394 RIBARROJA DE TURIA, VALENCIA, SPAIN
PHONE: +34 961 667 636 | FAX: +34 961 668 944
sales@icetechice.com | www.icetechice.com



SERVICE
SERVICIO ASISTENCIA TÉCNICA
sales@icetechice.com
Skype: ICETECH.Service
+34 961 667 639
8:00AM | 7:00PM



Subject to certain limitations
and exclusions. Only spare parts.
Sujeto a limitaciones y exclusiones.
Solo piezas de repuesto.



SPRAY SYSTEM
SISTEMA DE DUCHAS